



# Factbook

Spalding University 2015-2016

Prepared by the Office of Institutional Effectiveness



# Spalding University Fact Book 2015-2016

## Foreward

You are reading the eighth edition of the Spalding University Fact Book.

The Office of Institutional Effectiveness has produced the 2015-2016 Fact Book in order to provide useful information to the Spalding University community. It serves as a reference for members of the university community, providing data on students, programs, finances, and assessment activities.

The data contained in this edition is based primarily on data reported for the 2015-16 academic year and compiled from various resources for comparative purposes. Information was obtained from Ellucian Colleague (formerly Datatel), our student information system; the Integrated Postsecondary Education Data System (IPEDS); the U.S. Department of Education's National Center for Education Statistics (NCES); the Kentucky Council on Postsecondary Education (KCPE); Kentucky State Data Center; and the US Census Bureau.

The Office of Institutional Effectiveness would like to extend its sincere thanks to everyone who has contributed to the production of this Fact Book.

Comments, questions and feedback on this publication may be addressed to:

Gina Kuzuoka  
Compliance Liaison Campus Wide  
Institutional Effectiveness  
Spalding University  
Email: [gkuzuoka@spalding.edu](mailto:gkuzuoka@spalding.edu)

# Spalding University Profile

	Fall 2014	Fall 2015
Undergraduate Headcount	1312	1187
AAP Headcount (Undergraduate subset)	357	283
Graduate Headcount	999	1015
<b>Total Headcount</b>	<b>2311</b>	<b>2202</b>
Undergraduate (Full time equivalent FTE)	1093	1054
Graduate FTE	880	875
<b>Total FTE (SACS Calculation)</b>	<b>1973</b>	<b>1929</b>

Average Class Size = 12 students (combined average of undergraduate and graduate course sections in Fall 2015)

## Student Profile (Fall 2015)

### Undergraduate

69% Female  
31% Male

### Graduate

81% Female  
19% Male

Approximately 80% of our students are from KY

% Out-of-state	20%
% International	3%
% Minority	36%

## Carnegie Classification

---

Level: 4-year or above

---

Control: Private not-for-profit

---

### Classification

### Category

Undergraduate Instructional Program: Prof+A&S/SGC: Professions plus arts & sciences, some graduate coexistence

---

Graduate Instructional Program: Doc/Prof: Doctoral, professions dominant

---

Enrollment Profile: MU: Majority undergraduate

---

Undergraduate Profile: MFT4/I: Medium full-time four-year, inclusive

---

Size and Setting: S4/NR: Small four-year, primarily nonresidential

---

Basic: DRU: Doctoral/Research Universities

---

## History and Characteristics

Spalding University celebrates almost two centuries of academic tradition and service extending back to 1814 when the Sisters of Charity of Nazareth established Nazareth Academy at Nazareth near Bardstown, Kentucky. Since 1920, the private, Catholic institution has been located on an urban campus in downtown Louisville.

In 1973, the College was incorporated as an independent, urban, coeducational institution in the Catholic tradition for students of all traditions. In 1984, based on the wide range of programs offered, the institution was designated Spalding University. The 2005 Carnegie Classification recognized Spalding University as a Doctoral/Research University.

In 2003, Spalding began an innovative six-week session format for its daytime undergraduate programs. Each academic year has seven sessions with a minimum one-week break between each session. Students may take one or two courses per session. Spalding also offers some undergraduate degree programs in an accelerated format, where students meet a minimum of four hours per week for five weeks with a final two-hour meeting in the sixth week. In addition, Spalding offers graduate degree programs in multiple formats: accelerated, traditional semester, and low- or brief-residency. Spalding continues its history of service to the Louisville area by providing programs that include components of the liberal arts and sciences and professional education for men and women of all ages and from all sectors of society.



## Location

Located in downtown Louisville, Spalding University's urban campus is positioned between the main business/government district of the city and Old Louisville, a neighborhood of elegant Victorian mansions that, in the latter half of the 19th century, was the center of gracious living. Only blocks from Fourth Street Live!, the campus is also adjacent to the Louisville Free Public Library and is conveniently accessible to public transportation. Spalding offers hands-on, pre-professional internship and practicum experiences at renowned businesses, medical facilities, schools, and corporate headquarters, which are in close proximity.

Metro Louisville Population (2010 census): 741,096

<http://ksdc.louisville.edu>

Kentucky Postsecondary Education State and County Profiles

<http://www.cpe.ky.gov/info/county/>

## **Mission Statement**

Spalding University is a diverse community of learners dedicated to meeting the needs of the times in the tradition of the Sisters of Charity of Nazareth through quality undergraduate and graduate liberal and professional studies, grounded in spiritual values, with emphasis on service and the promotion of peace and justice.

## **Vision Statement**

Spalding University aspires to become the first choice for students of compassion and service, distinguished for cultural diversity, celebrated for a rigorous yet nurturing environment, emulated for interdisciplinary collaborations, and acclaimed for contributions to the community

## **The World's First Compassionate University**

Spalding University is the first confirmed and certified Compassionate University in the world. Having evolved from the Nazareth Academy, founded by the Sisters of Charity of Nazareth in 1814, Spalding's history is a study in compassion, with a commitment to healing and service that goes beyond political affiliation and serves individuals, organizations, and causes in the immediate community and beyond. Faculty and staff members of the school served as nursing sisters for both the Union and Confederate armies during the Civil War.

Today this urban, coeducational institution offers more than two dozen degree programs at the bachelor's, master's and doctoral level to more than 2,500 students. A Spalding education in liberal and professional studies is grounded in a heritage of compassion with a contemporary emphasis on service and the promotion of peace and justice.

Compassion is ingrained in the university's interdisciplinary approach to education, with empathy, concern for the wider global community, and action represented in each degree program. The Spalding University College of Education partners with under-performing elementary schools, which lack financial resources. The multi-year program is built on a series of collaborations during the school year. Additionally, the School of Social Work partners with students' families to address non-cognitive barriers to learning. Through collaboration and compassion, Spalding's efforts act as a catalyst for boosting self-esteem and physically equipping students to succeed in school. In meeting the needs of the school, its students, and their families, Spalding fosters an environment where a college education is spoken about, considered, and envisioned early on in a young person's academic career.

While we encourage preparation of future students, in order to meet the needs of its current—and growing—student population, Spalding University educates both the traditional student and the working adult. Students benefit from the personal attention provided by an accomplished full-time faculty — 75 percent of whom hold terminal degrees — and a talented part-time faculty of working professionals and practitioners bringing real-world experience to the classroom.

## Charter of Compassion

<http://charterforcompassion.org/>

The principle of compassion lies at the heart of all religious, ethical and spiritual traditions, calling us always to treat all others as we wish to be treated ourselves. Compassion impels us to work tirelessly to alleviate the suffering of our fellow creatures, to dethrone ourselves from the centre of our world and put another there, and to honour the inviolable sanctity of every single human being, treating everybody, without exception, with absolute justice, equity and respect.

It is also necessary in both public and private life to refrain consistently and empathically from inflicting pain. To act or speak violently out of spite, chauvinism, or self-interest, to impoverish, exploit or deny basic rights to anybody, and to incite hatred by denigrating others -even our enemies- is a denial of our common humanity. We acknowledge that we have failed to live compassionately and that some have even increased the sum of human misery in the name of religion.

We therefore call upon all men and women ~ to restore compassion to the centre of morality and religion ~ to return to the ancient principle that any interpretation of scripture that breeds violence, hatred or disdain is illegitimate ~ to ensure that youth are given accurate and respectful information about other traditions, religions and cultures ~ to encourage a positive appreciation of cultural and religious diversity ~ to cultivate an informed empathy with the suffering of all human beings -even those regarded as enemies.

We urgently need to make compassion a clear, luminous and dynamic force in our polarized world. Rooted in a principled determination to transcend selfishness, compassion can break down political, dogmatic, ideological and religious boundaries. Born of our deep interdependence, compassion is essential to human relationships and to a fulfilled humanity. It is the path to enlightenment, and indispensable to the creation of a just economy and a peaceful global community.



Gather at the Table

## Academic Calendars

### Undergraduate Academic Calendar 2015-2016

Undergraduate Day and ASOT

<b>Fall 2015</b> Session 1 8/24-10/2	Session 2 10/12-11/20	Session 3 11/30-1/22
<b>Spring 2016</b> Session 4 2/1-3/11	Session 5 3/21-5/1	Session 6 5/9-6/17
<b>Summer 2016</b> Session 7 6/27-8/5		

### Adult Accelerated Program Academic Calendar 2015-2016

AAP and MSBC

Note: AAP on-line classes are open to students by 6:00 pm (EST) on the first Monday of the session in which they are offered

<b>Fall 2015</b> Session 1 8/24-10/3	Session 2 10/12-11/21	Session 3 11/30-1/23
<b>Spring 2016</b> Session 4 2/1-3/12	Session 5 3/21-4/30	Session 6 5/9-6/18
<b>Summer 2016</b> Session 7 6/27-8/6		

### Graduate Academic Calendar 2015-2016

	Fall 2015	Spring 2016	Summer 2016
ABA	8/31-12/18	1/5-4/24	5/4-8/14
Education - Master's	8/24-11/20	1/6-5/10	6/27-8/8
Education - Doctorate	8/29-1/23	2/2-6/19	6/21-8/16
Nursing - Master's	8/24-12/11	1/5-4/24	5/4-8/8
Psychology - Doctorate	8/24-12/18	1/5-4/30	5/11-8/7
Social Work - Master's	8/24-1/23	1/30-6/19	6/29-8/8
Doctor of Nurse Practice	8/24-12/11	1/11-4/30	5/9-8/5
MFA - Brief Residency	Residency in Louisville 11/13-11/22	Residency in Louisville 5/27-6/5	Residency in Paris TBD



## University Accreditation

Spalding University is accredited by the Southern Association of Colleges and Schools Commission on Colleges (SACSCOC) to award associate's, bachelor's, master's, specialist, and doctoral degrees. Contact SACSCOC at 1866 Southern Lane, Decatur, Georgia 30033-4097 or call 404-679-4500 for questions about the accreditation of Spalding University.

## Professional Accreditations

School	Accredited Degrees	Accrediting Body	Term of Approved Accreditation
<b>Auerbach School of Occupational Therapy</b>	Master of Science in Occupational Therapy	Accreditation Council for Occupational Therapy Education (ACOTE) of the American Occupational Therapy Association (AOTA)	2014-2023
<b>College of Education</b>	Bachelor of Science in Education Master of Arts in Teaching Master of Education Master of Arts in School Guidance Counselor	National Council for Accreditation of Teacher Education (NCATE)	2012-2018
		Kentucky Education Professional Standards Board (EPSB)	2012-2018
<b>School of Nursing</b>	Bachelor of Science in Nursing Master of Science in Nursing	Commission on Collegiate Nursing Education (CCNE)	2013-2023
<b>School of Professional Psychology</b>	Doctor of Psychology	American Psychological Association (APA)	2011-2017
<b>School of Social Work</b>	Bachelor of Science in Social Work Master of Social Work	Council on Social Work Education (CSWE)	2013-2021
<b>School of Business</b>	Bachelor of Science in Accounting Bachelor of Science in Business Administration with Concentrations in: Marketing Human Resource Management	Spalding University has received specialized accreditation for its business programs through the International Assembly for Collegiate Business Education (IACBE)	2011-2018

Spalding University was the first private institution of higher education in the Commonwealth of Kentucky to hold membership in the Council of Graduate Schools in the United States.

The undergraduate program in nursing, which was the first baccalaureate program for nurses in the Commonwealth of Kentucky, and the graduate program in nursing are accredited by the Commission on Collegiate Nursing Education (CCNE). Both the baccalaureate and master's programs are approved by the Kentucky Board of Nursing. The School of Nursing is an approved provider of continuing education programs in nursing.

The combined baccalaureate/master's program in occupational therapy is accredited by the Accreditation Council for Occupational Therapy Education (ACOTE).

All programs leading to certification in the School of Education are accredited by the National Council for the Accreditation of Teacher Education (NCATE) and approved by the Kentucky Education Professional Standards Board (EPSB).

The undergraduate and graduate social work programs are accredited by the Council of Social Work Education (CSWE).

The doctoral program in psychology has full accreditation from the American Psychological Association (APA).

Undergraduate programs in business are accredited by the International Assembly for Collegiate Business Education (IACBE).

# List of Degrees

SCHOOL	UNDERGRADUATE	GRADUATE
<b>College of Education</b>		
	Bachelor of Science in Education Elementary Middle Grades Secondary Learning and Behavior Disorders (P-12)	Master of Arts in Teaching Early Elementary Middle Grades Secondary Learning and Behavior Disorders  Master of Education Teacher Leadership  Master of Arts in School Guidance Counseling  Doctor of Education
<b>Kosair Charities College of Health and Natural Sciences</b>		
		Master of Science in Applied Behavior Analysis  Master of Science in Athletic Training
<b>Auerbach School of Occupational Therapy</b>	Bachelor of Science in Health Science	Master of Science in Occupational Therapy
<b>School of Natural Science</b>	Bachelor of Science in Natural Science  Post-Bachelor's Certificate in Natural Science	
<b>School of Nursing</b>	Bachelor of Science in Nursing	Master of Science in Nursing Post-Master's Certificate Nurse Practitioner Nurse Educator Doctor of Nursing Practice
<b>School of Professional Psychology</b>	Bachelor of Science in Social Work	Master of Social Work
<b>School of Social Work</b>	Bachelor of Arts in Psychology	Doctor of Psychology in Clinical Psychology

**SCHOOL****UNDERGRADUATE****GRADUATE****College of Social Sciences and Humanities****School of Business**

Associate of Arts in Business Administration

Bachelor of Science in Accounting

Bachelor of Science in Business Administration

- Business Management
- Marketing
- Human Resource Management

Post-Bachelor's Certificate in Accounting

**School of Communication**

Bachelor of Science in Communication

Communication Studies

Business Communication

Media Studies

Master of Science in Business Communication

**School of Liberal Studies**

Bachelor of Arts in Interdisciplinary Humanities

Bachelor of Arts in Interdisciplinary Liberal Studies

Bachelor of Arts in Interdisciplinary Social Sciences

Bachelor of Fine Arts in Creative Writing

**Kentucky College of Art and Design at Spalding University**

Bachelor of Fine Arts in Studio Art

Digital Media

General Fine Arts

Graphic Design

Interdisciplinary Sculpture

Painting Drawing

**Master of Fine Arts in Writing**

Master of Fine Arts in Writing



## Administration and Leadership Team

Tori Murden McClure, J.D., M. Div., MFA '05  
President

L. Randy Strickland, Ed.D., OTR/L, FAOTA  
Provost

Joanne Berryman, Ed.D. '13  
Dean, Kosair Charities College of Health and Natural Sciences

Beverly Keepers, Ph.D. Dean,  
College of Education

Rick Hudson, Ph.D.  
Dean of Students

Chris Hart, M.Ed. '11  
Dean of Enrollment Management

Mistalene Calleroz-White, Ph.D.  
Dean of Academic Support Services

Rush Sherman  
Chief Financial Officer

Ezra Krumhansl, MBA  
Chief Information Officer

Rick Barney  
Chief Marketing Officer

Bert Griffin, CFRE  
Chief Advancement Officer

Roger Burkman  
Athletic Director

Kay Vetter, MSBC '12  
Director of Institutional Effectiveness

Jennifer Brockhoff  
Director of Human Resources

Emily Norris, JD  
General Counsel

Beth Newberry, MFA '07  
Director of Executive Communications

Administration Suite Fax: 502-992-2404  
Address: 845 South Third Street - Louisville, KY 40203

## Board of Trustees

**Chair:** Paul M. Ratterman

**First Vice Chair:** James A. Morris

**Second Vice Chair:** Angela Leet

**Board Secretary:** Brian B. Reynolds, Ed.D. '99

Rick Blackwell '95

William A. Blodgett, Jr., J.D.

Christie Coe '08

Al Cornish

Tony Disser

M. Serra Goethals, Ph.D., SCN '70

Nicholas Harshfield

Dewey Hensley

Rose Howard, Ph.D., SCN

Dana Jackson '99

Cordell Lawrence '94

Melissa Lowe, SPHR

Neal Richmond, M.D.

James Rissler

Perry E. Sangalli, Ed.D. '98

Kelly Sheryak

Gene M. Smith '72, J.D.

H.I. Stroth, Jr.

Carter Vance

Jean West

Mary C. Osbourn Wolford '59

**Faculty Representative:** Kathleen Driskell

### **Trustees Emeriti**

Jean W. Frazier '56

Joseph E. Kutz, M.D.

Harry B. Troutman

## Deans and Chairs

<b>College of Education</b>	<b>Dean, Dr. Beverly Keepers</b> <b>Associate Dean, Dr. Christopher Walsh</b>
<b>Kosair Charities College of Health and Natural Sciences</b>	<b>Dean, Dr. Joanne Berryman</b>
<b>Associate Dean, Dr. John Burden</b>	
Applied Behavior Analysis	Program Director, Dr. Eric Dubuque
School of Natural Science	Chair, Dr. Kathleen Klueber
School of Professional Psychology	Chair, Dr. Steven Katsikas
<b>Associate Dean, Dr. Laura Strickland</b>	
Auerbach School of Occupational Therapy	Chair, Dr. Laura Strickland
Athletic Training	Program Director, Dr. John Nyland
<b>Associate Dean, Dr. Patricia Spurr</b>	
School of Nursing	Chair, Dr. Patricia Spurr
School of Social Work	Chair, Dr. Kevin Borders
<b>College of Social Sciences and Humanities</b>	
<b>Associate Dean, Dr. Melissa Chastain</b>	
School of Business	Chair, Dr. Michelle Reiss
School of Communication	Chair, Dr. Melissa Chastain
School of Liberal Studies	Chair, Dr. Pattie Dillon
Master of Fine Arts in Writing	Program Director, Sena Naslund Administration Director, Karen Mann Associate Program Director, Kathleen Driskell
Kentucky College of Art and Design at Spalding University	Chair, Laurie Fader



## Identification Codes

Agency	Code	Notes
ACT	1534	4-digit code used by the ACT test.
ATP (American Testing Program)		see CEEB
CEEB (College Entrance Examination Board)	1552	4-digit code used by standardized tests, such as SAT.
College Board		see CEEB
Federal Unit ID	15757	6-digit identification number assigned to institutions that are in the Postsecondary Education Participants System (PEPS). This system is maintained by the Office of Postsecondary Education (OPE) which tracks the eligibility status of postsecondary institutions. This number is a unique identification assigned to postsecondary institutions surveyed throughout the Integrated Postsecondary Education Data Systems (IPEDS).
FICE (Federal Interagency Committee on Higher Education)	001960	6-digit code originally created by the Federal Interagency Committee on Education.
OPEID	001960	<p>Identification number used by the U.S.</p> <p>Department of Education's Office of Postsecondary Education (OPE) to identify schools that have Program Participation Agreements (PPA) so that its students are eligible to participate in Federal Student Financial Assistance programs under Title IV regulations.</p>

## Library

### Spalding University Through Ownership

- 101,266 Print Materials
- Over 100,000 online monographic academic titles
- 102 Print Serial Titles
- 2,330 Audio-Visual Units
- 58 Online Databases & Encyclopedias
- 575 Online Reference Books

### The Kentuckiana Metroversity, Inc. By Formal Agreement

- At least 2,489,002 Print Materials
- At least 18,097 Serials
- At least 286 Databases

### Association of Independent Kentucky Colleges and Universities By Formal Agreement

- Abstracting and Full-Text for 2,742 Periodical Titles Through Kentucky Virtual Network:
- 49 Databases
- Kentucky Statistics
- Kentuckiana Digital Library

The library offers many electronic resources with password access to more than 40 online databases and approximately 17,600 full-text online periodicals. Spalding University is a member of the LYRASIS the largest regional library network in the United States. In addition, the nationwide standard Online Computer Library Center (OCLC) cataloging utility is the library's backbone for the creation of Voyager, the online catalog, interlibrary loan activities, technical services support, and staff training opportunities as well as additional discounted electronic resource licenses.

The Spalding University Library also incorporates six special collections:

- The Kentucky Collection contains works about the Commonwealth of Kentucky or by Kentucky authors.
- The University Archives contain 1000 linear feet of documents about the history of the college, administrative and official files, photographs, publications, and memorabilia.
- The Edith Stein Collection houses "one of a few worldwide centers that gather and maintain original manuscripts and first and special editions of the works and thoughts of this renowned phenomenologist."
- Housed in the Masters of Fine Arts (MFA) office, the MFA Library provides resources on the craft of writing as well as publications of Spalding University faculty and students as well as residency guest authors.

## Technology

Spalding is committed to offering students the latest technology to support learning. The average age of computers on campus is 18 months. In our 9 computer labs we offer students access to a variety of software including: Microsoft Office, SPSS, the Adobe Suite, Google Docs, and SMART Notebook. We have 73 "Smart" classrooms equipped with instructor computers, data projectors, SMART Boards, document cameras. In addition to the labs and classrooms, students have access to another 72 student use computers on campus. High speed Wi-Fi is available throughout campus and is supported with a 400Mbps Internet connection. Each student is provided with a portal account to access email, Moodle, registration information, cloud-based document creation and storage, and subscription-based research tools.

The following chart details on-campus and online resources:

<b>Building</b>	<b>Spalding University Campus Informational Resources</b>
Home and Office Computers with Online Service	Access to Moodle, Google Docs, email, Web Advisor and to Library Electronic Resources
Kosair Charities College of Health and Natural Science Building	<p>8 “Smart” classrooms connected to a projector            Lab with 24 Student Computer Stations and one instructor station connected to a projector</p> <p>Lab with 30 Student Computer Stations and one instructor station connected to a projector</p> <p>enTECH Computer Lab has 41 Student Computer Stations with Adaptive Technology</p>
Library	<p>Wifi access throughout the Library</p> <p>Student Lounge in basement has 4 computers</p> <p>Large Lecture “Smart” Classroom in Basement</p> <p>IT “Smart” Staff Training Lab has 10 Computer Stations &amp; Presenter Station Connected to a Projector</p> <p>Main Floor has 16 Student Computer Stations and 5 collaborative technology suites with 55” LED displays.</p> <p>Collaboratory-Faculty/Staff technology resource center</p> <p>8 Private “quiet” study rooms with computers in basement and on 2nd floor</p> <p>The 3rd floor has a WI-FI student lounge, 3 “Smart” classrooms and a 24seat computer lab</p> <p>Mathematics (Carnegie Learning) Classroom Lab</p>
Mansion, East and West	<p>Complete wireless throughout 6 “Smart” Classrooms have Instructor Stations connected to a Projector</p> <p>1 Education Lab- has 20 Student Stations plus a teacher station connected to a projector</p>
Morrison Hall	Wifi Access Throughout the Building

Building	Spalding University Campus Informational Resources
Republic Academic Center	Wifi Access Throughout the Building 3 Conference Rooms with 60” LED Displays 8 “Smart” classrooms 2 Laptop Carts with 60 laptops for testing and class use
Spalding Suites	Wifi access throughout the Building 6 Student general use computers and a printing kiosk
Teilhard Hall	Complete wireless throughout Computer Lab Classrooms (2), one has 20 Student Computer Stations and the other has 30 Student Computer Stations (Both labs run Mac or Windows) 7 “Smart” Classrooms have Instructor Stations connected to a Projector
Third Street Academic Center	Complete wireless access throughout 10 “Smart” Classrooms have Instructor Stations connected to a Projector 1 “Smart” Boardroom has Instructor Station connected to a Projector
University Center	Complete wireless access throughout the University Center 4 Student general use computers in basement lounge

## Admissions 2014-2015 (This data was updated July 2015)

### Admission 2014-2015 Day Undergraduate First Time Traditional

Term	Student Enrollment	% Enrolled after		13-14 Totals	% of 13-14
		Deposit			
S11415	202	97%		207	94%
S21415	3	100%		2	100%
S31415	0	0%		0	0%
S41415	0	0%		5	50%
S51415	0	0%		0	0%
S61415	0	0%		0	0%
S71415	1	100%		1	100%
<b>Totals</b>	<b>206</b>	<b>97%</b>		<b>215</b>	<b>97%</b>

### Admission 2014-2015 Day Undergrads-Transfer and Non Traditional\*

Term	Student Enrollment	% Enrolled after		13-14 Totals	% of 13-14
		Deposit			
S11415	68	78%		64	103%
S21415	10	67%		10	90%
S31415	5	50%		7	57%
S41415	41	73%		22	182%
S51415	15	71%		18	83%
S61415	9	56%		6	150%
S71415	4	67%		6	67%
<b>Totals</b>	<b>152</b>	<b>72%</b>		<b>133</b>	<b>111%</b>

### Admission Report 2014-2015 Adult Accelerated Program

Term	Student Enrollment	% Enrolled after		13-14 Totals	% of 13-14
		Deposit			
S11415	70	92%		65	75%
S21415	16	84%		26	62%
S31415	17	94%		14	114%
S41415	35	92%		41	83%
S51415	23	100%		21	110%
S61415	11	69%		5	220%
S71415	14	93%		14	100%
<b>Totals</b>	<b>186</b>	<b>91%</b>		<b>186</b>	<b>98%</b>

\*Non Traditional students have never attended college and are above the age of 24

## Undergraduate Admission Requirements

Admission Consideration	Required	Recommended	Neither
Secondary school GPA	X		
Secondary school rank		X	
Secondary school record	X		
Completion of college-preparatory program		X	
Recommendations		X	
Formal demonstration of competencies (e.g., portfolios, certificates of mastery, assessment instruments)			X
SAT/ACT	X		
Other Test (Wonderlic, WISC-III, Etc.)			X
TOEFL (Test of English as a Foreign Language) for International applicants	X		

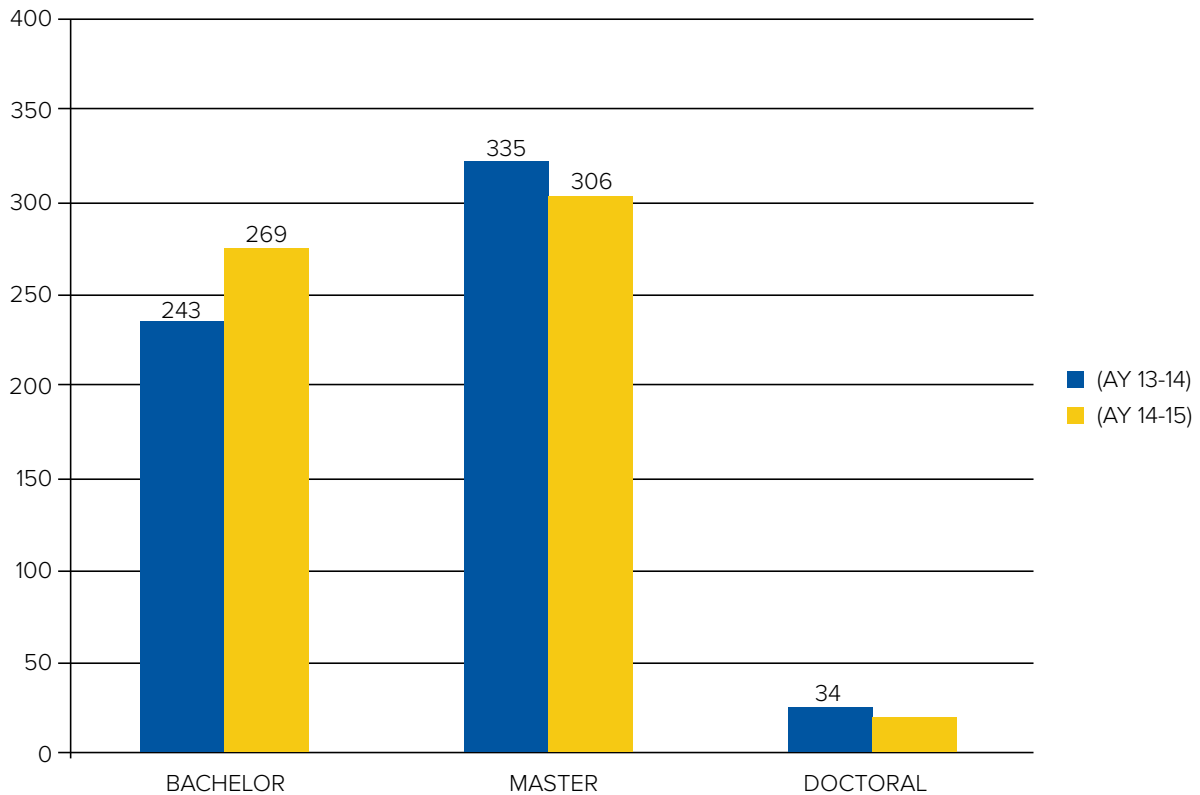
## Graduate Admission Requirements

For admission to a graduate program, an applicant must have completed requirements for a bachelor's degree from an accredited institution of higher education. In addition, the applicant must submit all of the following to the Admissions Office:

1. Completed application for admission to graduate program
2. Payment of the non-refundable application fee
3. Official transcripts of all undergraduate and graduate college work completed
4. Official GMAT, GRE or MAT scores as required by the program (see program admission requirements)
5. Interview and letters of recommendation as specified by the program (see program admission requirements)
6. Other program-specific requirements as identified in program admission materials

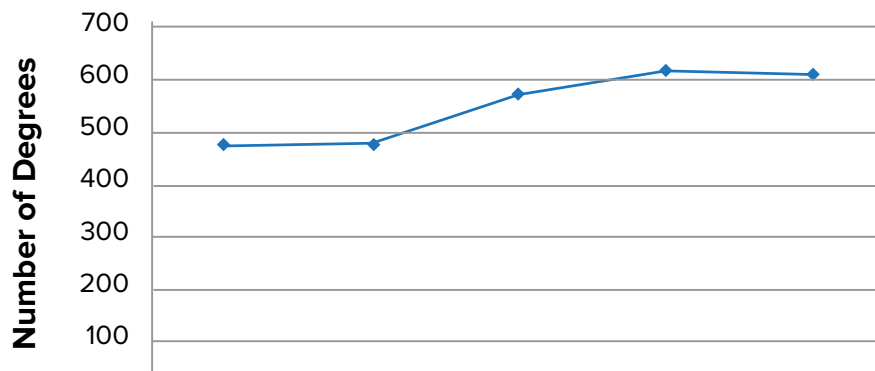
## Completion Rates Reported to IPEDS

This data reflects totals of all degree-level completions for the 2014-2015 academic year. A completion occurs with the official conferral of the degree.



Below is a graphic of the 5-year trend data that shows growth in all degrees conferred.

### 5 Year Trend of Total Conferred Degrees



## Graduation Rates as Reported to IPEDS

The graduation rate is the percentage of an entering cohort who complete a bachelor's degree within six years. When calculating these rates IPEDS only looks at traditional first-time, full-time, degree-seeking students, which has traditionally been about 10% of Spalding undergraduates. Because of small cohorts, a few students can greatly influence the graduation rate calculation.

### Trend Data for the IPEDS 6-Year (150%) Graduation Rate for First-Time, Full-Time, Degree-Seeking Cohorts

Cohort Entering	Fall 2002	Fall 2003	Fall 2004	Fall 2005	Fall 2006	Fall 2007	Fall 2008	Fall 2009
<b>Spalding University</b>	<b>35%</b>	<b>34%</b>	<b>49%</b>	<b>42%</b>	<b>44%</b>	<b>39%</b>	<b>38%</b>	<b>43%</b>
University of Louisville	46%	48%	48.6%	50.8%	52.1%	53.5%	53.6%	N/A

## Tuition and Cost – 2015-2016

Tuition and Fees – 2015-2016	Tuition Per Credit Hour
<b>Undergraduate- Daytime Courses</b> #100-400, except Health Sciences, Nursing, and OT	\$775.00
<b>Athletic Training</b> - Undergraduate and graduate courses, #300-700	\$775.00
<b>Health Sciences, Nursing, and OT</b> Undergraduate DAY and graduate courses, #300-700	\$840.00
<b>Adult Accelerated Program (AAP)</b> Undergraduate evening/weekend courses, #100-400	\$400.00
<b>Applied Behavioral Analysis (ABA)</b> - Graduate courses, #600-700	\$850.00
<b>Social Work, Master (MSW)</b> - Graduate courses, #500-600	\$695.00
<b>Master of Science in Business Communication (MSBC)</b> Graduate courses, #600-700	\$600.00
<b>Psychology-Doctorate (Psy.D.)</b> - Graduate courses, #500-800	\$950.00
<b>Education, Master</b> - Graduate courses, #500-600	\$680.00*
<b>Doctor of Nursing Practice (DNP)</b> - Graduate courses #700-800	\$840.00
<b>Education, Doctorate – Ed.D.</b> - Graduate courses, #700-800	\$775.00
<b>Master of Fine Arts in Writing (MFA)</b> - Graduate courses, #500-600	\$560.00

#### \*\$5,000 Degree Scholarship Program

For all master's education courses, reduces tuition to \$360 per credit hour.



## Housing Costs– 2015-2016

For Financial Aid purposes, all room and meal charges are posted to students' tuition accounts at the beginning of the term.

For example, the charges for Sessions 1, 2, & 3 will be charged at the beginning of the fall term in August.

### Room Charge per Term (Fall and Spring) - 3 Sessions

#### Spalding Suites

Private Room .....	\$3050.00/semester
Double Room .....	\$2800.00/semester

#### Morrison Hall

Private Room .....	\$2,950.00/semester
Double Room .....	\$2,700.00/semester

### Meal Charge per Term (Fall and Spring) - 3 Sessions

Standard (10 meals/week) .....	\$1400.00/semester
Flex Plan (5 meals/week) .....	\$1200.00/semester

\$100.00 housing application fee.

**This is an out-of-pocket expense and cannot be drawn down from scholarships or financial aid.**



## Tuition and Cost

(Reported in IPEDS Institutional Characteristics Report)

<b>Undergraduate</b>	<b>11-12</b>	<b>12-13</b>	<b>13-14</b>	<b>14-15</b>	<b>15-16</b>
Tuition Per Credit Hour	\$645	\$685	\$748*	\$765*	\$800
Average Fee Per Credit Hour	N/A	N/A	N/A	N/A	N/A
Annual Tuition (based on 30 Credits)	\$19,350	\$20,550	\$22,425	\$22,950	\$24,000
Fees 1	N/A	N/A	N/A	N/A	N/A
*Total Tuition and Fees (based on 30 Credits)	\$19,350	\$20,550	\$22,425	\$22,950	\$24,000
Room Charges (Double Occupancy)	\$5,400	\$5,600	\$5,600	\$5,600	\$5,600
Board Charges	\$3,400	\$4,800	\$4,800	\$2,800	\$2,800
Combined Room and Board (6 Sessions)	\$8,800	N/A	N/A	N/A	N/A
Books and Supplies	\$1,260	\$1,050	\$1,050	\$1,050	\$1,260
On Campus Other Expenses	\$3,564	\$3,564	\$3,564	\$3,564	\$3,564
<b>TOTAL Tuition, Room, Board, Books and Other Expenses</b>	<b>\$32,974</b>	<b>\$35,564</b>	<b>\$37,439</b>	<b>\$35,964</b>	<b>\$37,224</b>
Off Campus (not with family)	\$10,920	\$10,920	\$10,920	\$10,920	\$10,920
Room and Board	\$3,564	\$3,564	\$3,564	\$3,564	\$3,564
Off Campus (not with family)	\$3,564	\$3,564	\$3,564	\$3,564	\$3,564
Other Expenses					
Off Campus (with family)					
Other Expenses					
*Based on average of undergraduate tuition rates and 30 credit hours					
†We no longer charge separate course fees					

<b>Graduate</b>	<b>11-12</b>	<b>12-13</b>	<b>13-14</b>	<b>14-15</b>	<b>15-16</b>
1515-1Application Fee	\$30	\$30	\$30	\$30	\$30
Average Tuition – Full Time	\$12,222	\$12,600	\$12,285	\$13,086	\$13,572
Required Fees – Full Time	N/A	N/A	N/A	N/A	N/A
Per Credit Hour Charge – PT	\$679	\$700	\$683	\$727	\$754

## Financial Aid

### Financial Aid 2014-15

(Full-time, First-Time, Degree-Seeking Cohort as reported to IPEDS)

Fall 2014 Full-time, First-time Degree-seeking cohort 171  
Number in cohort who received any financial aid 170 (99%)

Types of aid	Number of students receiving aid	Percent of cohort receiving aid	Average amount of aid they received
Federal grants (grants/educational assistance funds)	91 (out of 170)	53%	\$4981
State/local government grants (grants/scholarships/waivers)	149 (out of 170)	87%	\$4679
Institutional grants (scholarships/fellowships)	158 (out of 170)	92%	\$7890
Federal loans (include Perkins Loans)	129 (out of 170)	75%	\$5135

## College Affordability

College affordability is a hot topic in higher education. In accordance with the Higher Education Opportunity Act of 2008 (HEOA), any postsecondary institution that participates in Title IV federal student aid programs must post a net price calculator on its website that uses institutional data to provide estimated net price information to current and prospective students and their families based on a student's individual circumstances. This calculator allows students to calculate an estimated net price of attendance at an institution (defined as cost [price] of attendance minus grant and scholarship aid) based on what similar students paid in a previous year. The net price calculator is required for all Title IV institutions that enroll full-time, first-time degree- or certificate-seeking undergraduate students.

Spalding University's calculator can be found here:  
<https://spalding.studentaidcalculator.com/survey.aspx>

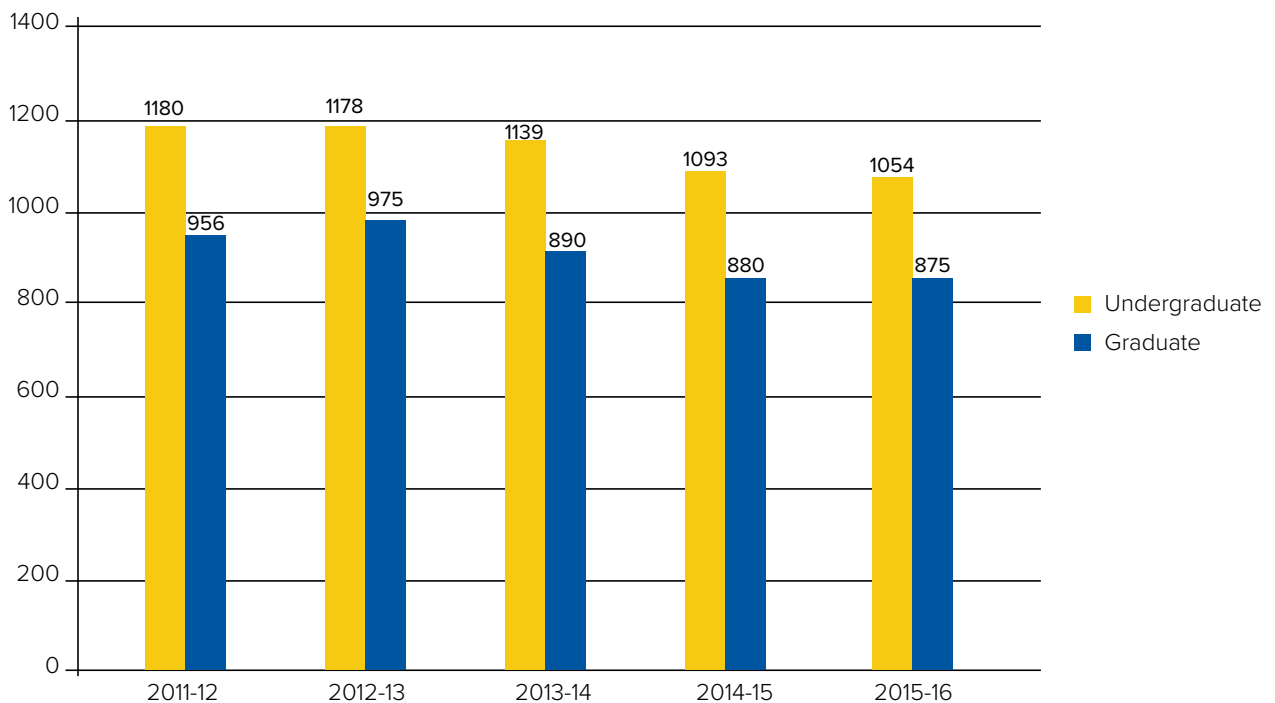
## Student Enrollment

FTE	Fall 10-11	Fall 11-12	Fall 12-13	Fall 13-14	Fall 14-15	Fall 15-16
Total number of <b>full-time undergraduate students</b> (those taking 12 or more credit hours)	961	983	985	954	921	925
Total number of <b>full-time graduate students</b> (those taking 9 or more credit hours)	718	765	823	772	716	715
Total <b>FTE of part-time undergraduate student enrollment</b> **	176	197	193	185	172	129
Total <b>FTE of part-time graduate student</b>	171	191	152	118	164	160
<b>Total number of student FTE's enrolled in Spalding</b>	<b>2026</b>	<b>2136</b>	<b>2153</b>	<b>2029</b>	<b>1973</b>	<b>1929</b>

\*\*Calculated using the SACS formula for reporting enrollment information (total hours of all undergraduate students carrying fewer than 12 credit hours divided by 12)

\*\*\*Calculated using the SACS formula for reporting enrollment information (total hours of all postbaccalaureate students carrying fewer than 9 credit hours divided by 9)

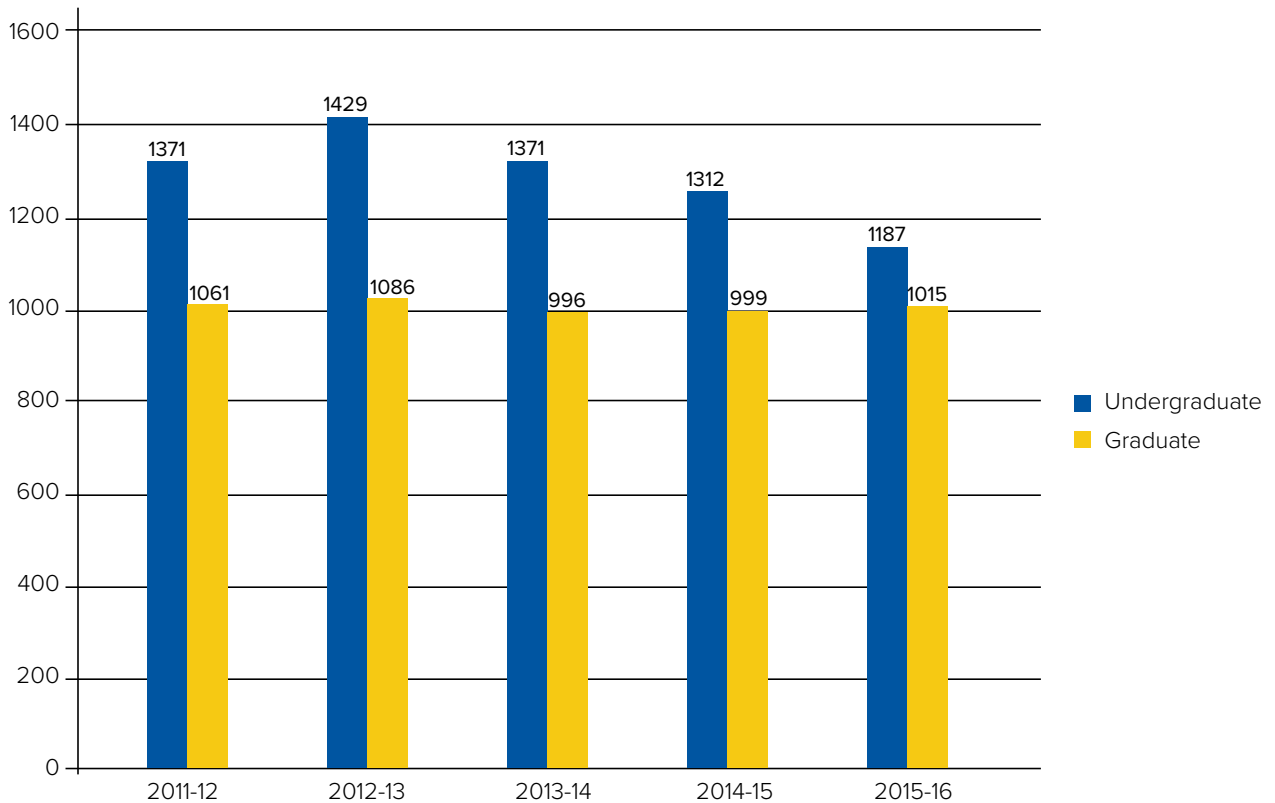
## FTE 5-Year Trend



## Student Enrollment Head Count

	Fall 10-11	Fall 11-12	Fall 12-13	Fall 13-14	Fall 14-15	Fall 15-16
Total number of <b>fulltime undergraduate students</b> (those taking 12 or more credit hours)	961	983	985	954	921	925
Total number of <b>fulltime graduate</b> (those taking 9 or more credit hours)	718	765	823	772	716	715
Total headcount of <b>parttime undergraduate</b> student enrollment	345	388	444	417	391	262
Total headcount of <b>parttime graduate</b> student enrollment	322	296	263	224	283	300
<b>Total number of students enrolled in Spalding University (Headcount)</b>	<b>2436</b>	<b>2432</b>	<b>2515</b>	<b>2367</b>	<b>2311</b>	<b>2202</b>

## Enrollment 5-Year Trend

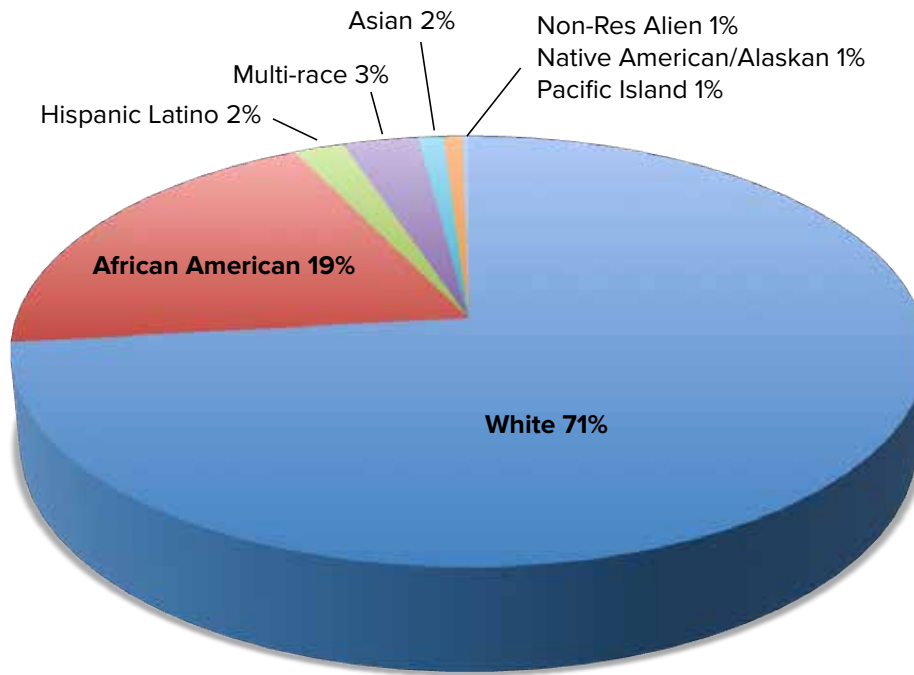


## Student Ethnicity

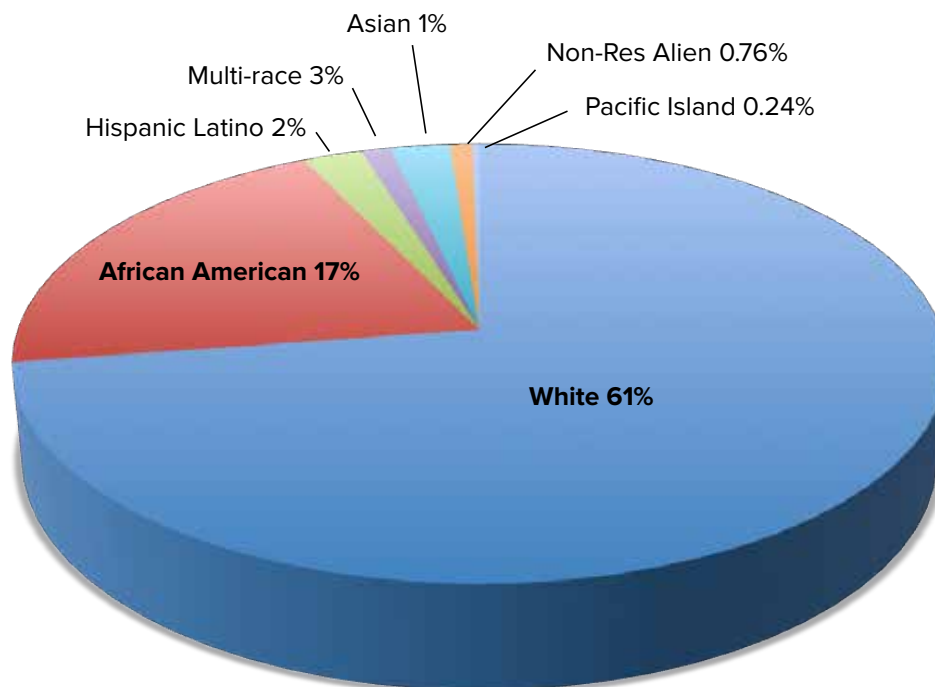
As reported in 2015 CPE Fall Enrollment Data

	Graduate	Undergraduate	Grand Total
<b>FEMALE</b>	822	824	1646
<b>Full Time</b>	<b>583</b>	<b>642</b>	<b>1225</b>
1-Non Resident Alien	1	0	1
2-Black, non-Hispanic	86	124	210
3-American Native/Alaskan	1	0	1
4-Asian	3	8	11
5-Hispanic	8	18	26
6-White	363	449	812
7-Unknown/RFA	107	24	131
8-Multi Race	13	19	32
9-Hawaiian/Pacific Islander	1	0	1
<b>Part Time</b>	<b>239</b>	<b>182</b>	<b>421</b>
1-Non Resident Alien	2	0	2
2-Black, non-Hispanic	52	47	99
3-American Native/Alaskan	0	0	0
4-Asian	4	3	7
5-Hispanic	2	4	6
6-White	141	88	229
7-Unknown/RFA	30	33	63
8-Multi Race	7	6	13
9-Hawaiian/Pacific Islander	1	1	2
<b>MALE</b>	193	363	556
<b>Full Time</b>	<b>132</b>	<b>283</b>	<b>415</b>
1-Non Resident Alien	1	2	3
2-Black, non-Hispanic	19	43	62
3-American Native/Alaskan	3	2	5
4-Asian	3	7	10
5-Hispanic	4	10	14
6-White	72	194	266
7-Unknown/RFA	26	11	37
8-Multi Race	1	11	12
9-Hawaiian/Pacific Islander	3	3	6
<b>Part Time</b>	<b>61</b>	<b>80</b>	<b>141</b>
1-Non Resident Alien	0	1	1
2-Black, non-Hispanic	14	11	25
3-American Native/Alaskan	0	0	0
4-Asian	2	1	3
5-Hispanic	0	0	0
6-White	40	34	74
7-Unknown/RFA	4	31	35
8-Multi Race	1	2	3
9-Hawaiian/Pacific Islander	0	0	0
<b>Grand Total</b>	<b>1015</b>	<b>1187</b>	<b>2202</b>

## Undergraduate Student Diversity (Fall 2015)



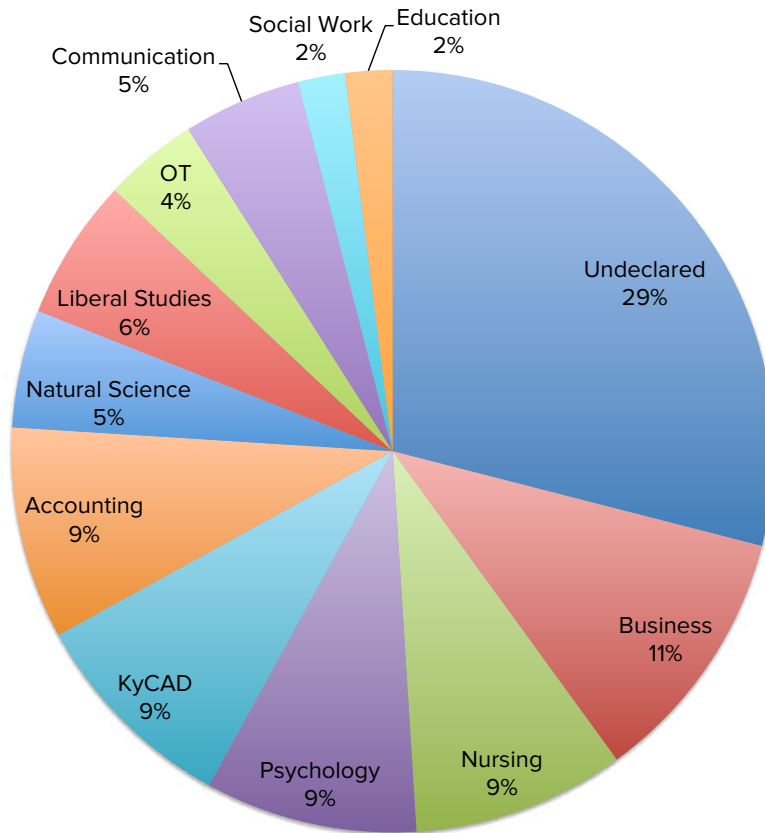
## Graduate Student Diversity (Fall 2015)



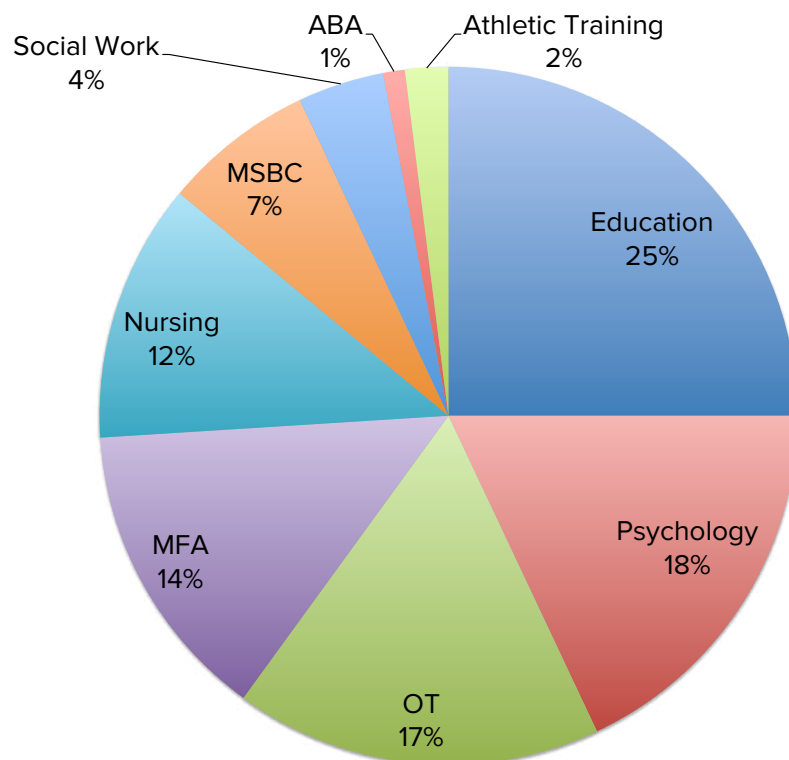


# Enrollment

## Undergraduate Students by Program- Fall 2015



## Graduate Students by Program- Fall 2015



# Age of Students

## UNDERGRADUATES

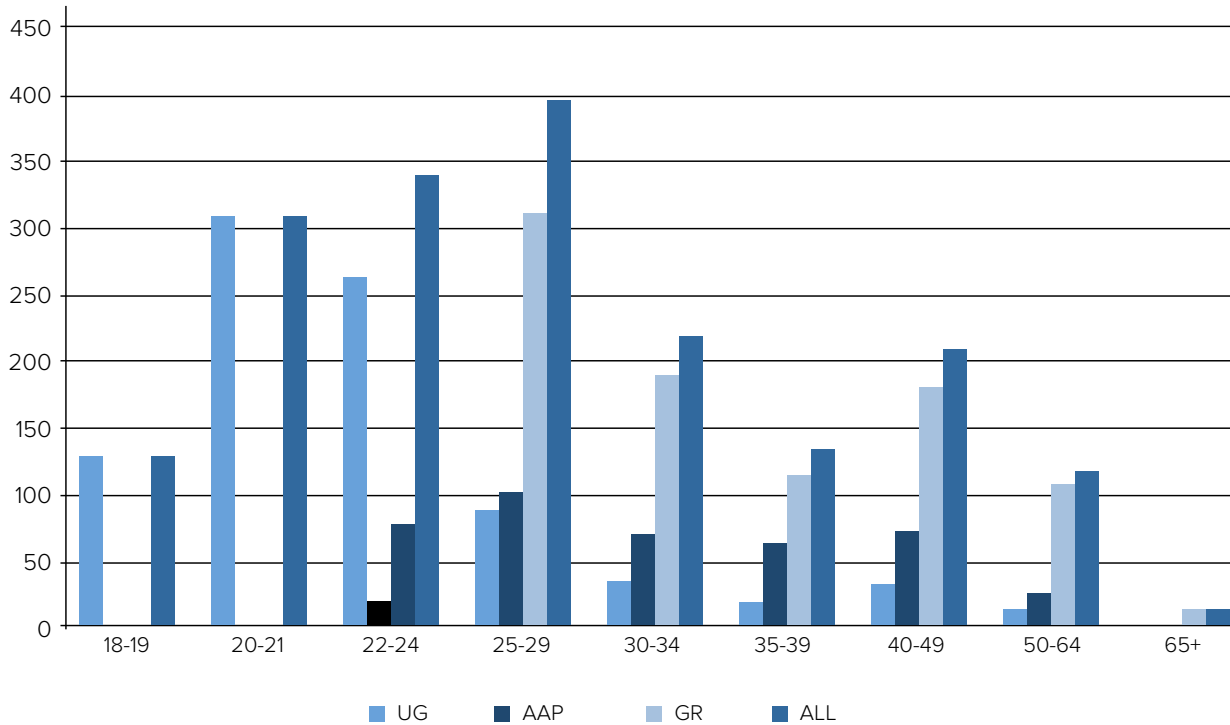
Traditional Average Age = 26 years old

AAP Average Age = 39 years old

## GRADUATES

Average Age = 35 years old

### Students by Age Ranges



## ETS Proficiency Profile

(Previously the Academic Profile [AP] and the Measure of Academic Proficiency and Progress [MAPP])

Spalding University administers the Proficiency Profile, still commonly referred to as the “MAPP”, to both first-year students and rising juniors to assess the University Studies program. This assessment helps Spalding to reflect upon the collected results and make decisions about continuous improvement across campus.

As of January 2016, Spalding data includes 622 students who have taken both the first-year (freshmen) and rising junior exams. This is the “apples-to-apples” data comparison that shows outcomes for students who came to Spalding University in their first year (or transferred in with less than 16 credits) and continued to take classes into their junior year. These students will be referred to as the “Spalding Cohort” or “cohort”. This data reflects *cumulative* data from December 2006 to January 2016.

Spalding University junior cohorts are testing out at a lower percentile (37th percentile) than all juniors with the national average (54th percentile). In this report, Spalding Cohort students showed an overall gain between first year and junior exams (+4.3) which is higher than the national average (+3.63). We continue to show large gains in many areas, most notably in Reading and Mathematics.

The current data indicates that Spalding students are gaining skills between their first and junior years. The national averages include all first-years and juniors nationwide who have taken the exam but do not represent an “apples-to-apples” match like the Spalding cohort, so actual gain of national scores between all first years and all juniors is not exact.

	<b>Overall Scores</b> Scale 400-500	<b>Critical Thinking</b> Scale 100-130	<b>Reading</b> Scale 100-130	<b>Writing</b> Scale 100-130	<b>Math</b> Scale 100-130	<b>Humanities</b> Scale 100-130	<b>Social Sciences</b> Scale 100-130	<b>Natural Sciences</b> Scale 100-130
ETS National Scores for JUNIORS	442.7 54th Percentile	111.3	117.5	113.8	112.7	114.4	113.0	114.9
SU Freshman Cohort (622)	<b>431.0</b> <b>39th</b> <b>Percentile</b>	<b>108.7</b>	<b>113.4</b>	<b>111.8</b>	<b>109.5</b>	<b>111.5</b>	<b>109.9</b>	<b>111.9</b>
SU Junior Cohort* (622)	<b>435.3</b> <b>37th</b> <b>Percentile</b>	<b>110.0</b>	<b>115.1</b>	<b>112.5</b>	<b>110.8</b>	<b>112.8</b>	<b>110.9</b>	<b>113.2</b>
SU Cohort scores Freshman to Junior	<b>4.3</b>	<b>1.3</b>	<b>1.7</b>	<b>0.7</b>	<b>1.3</b>	<b>1.3</b>	<b>1.0</b>	<b>1.3</b>
(Nat'l change)	(4.5)	(1.1)	(1.4)	(0.6)	(0.2)	(1.2)	(1.1)	(1.0)



SPALDING  
21

ELMHURST  
3

adidas

## Athletics

Spalding University is a member of NCAA Division-III and is part of the St. Louis Intercollegiate Conference (SLIAC). With more than 200 student athletes currently on team rosters, the Golden Eagles are soaring.

### Mission Statement

Spalding University is committed to the education and personal growth of all our students.

Participation in intercollegiate athletics is a privilege and provides a dynamic forum to develop life skills. The athletic venue is a virtual classroom, a practicum in cooperation, self-control, poise, commitment, respect for authority, and selfless devotion to goals larger than individual success.

The Spalding University department of intercollegiate athletics, through an array of competitive opportunities for both men and women, will develop leadership qualities in student-athletes through spirited competition, fair play, thorough preparation, teamwork, dedication, and self-sacrifice.

The Spalding University Golden Eagles athletic program has a training and competition venue of more than 45,000 square feet in the University Center. The facility includes new locker rooms, an athletic training facility, a golf simulator, indoor batting cages, aerobic and weight training spaces and a student lounge. By providing all students, faculty and staff with an athletic training and fitness center, the state-of-the-art facility enhances team sports, increases the prominence of the athletic program, and strengthens the university's wellness program.

### Sports 2015-16

#### MEN'S

Basketball  
Baseball  
Cross Country  
Golf  
Soccer  
Track and Field

#### WOMEN'S

Basketball  
Bowling  
Cross Country  
Golf  
Soccer  
Softball  
Track and Field  
Volleyball

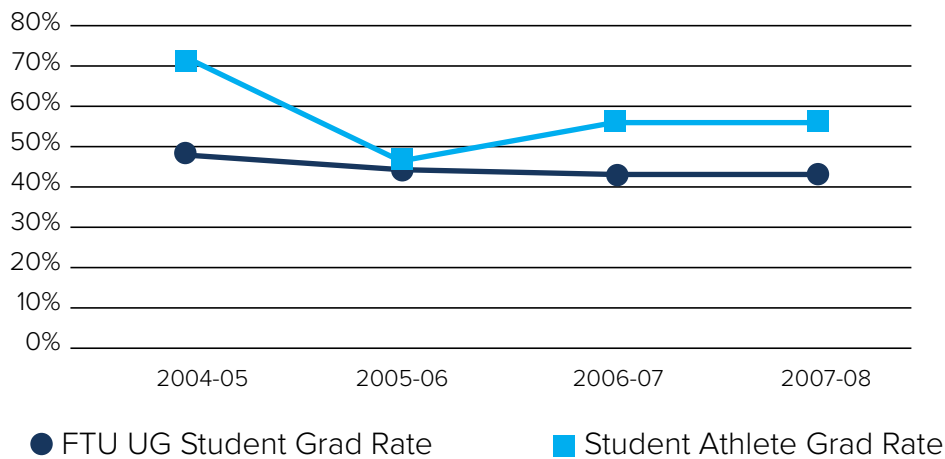


## NCAA Data

One of the benchmarks of success is the graduation rates of student athletes. The data below reflects that first-year athletes continue to completion at a slightly higher rate when compared to the overall first-year cohort member graduation rate.

Cohort Year	FT UG Student Grad Rate	Student Athlete Grad Rate
2004-05	45%	68%
2005-06	42%	43%
2006-07	40%	52%
2007-08	40%	52%
2008-09	43%	44%

### Athlete Grad Rate vs FT FT Cohort



## Unique Students

### Student Count

Female	92
Male	111
<b>Total</b>	<b>203</b>

### Students by Sport (Duplicate students are possible - A student may play more than one sport)

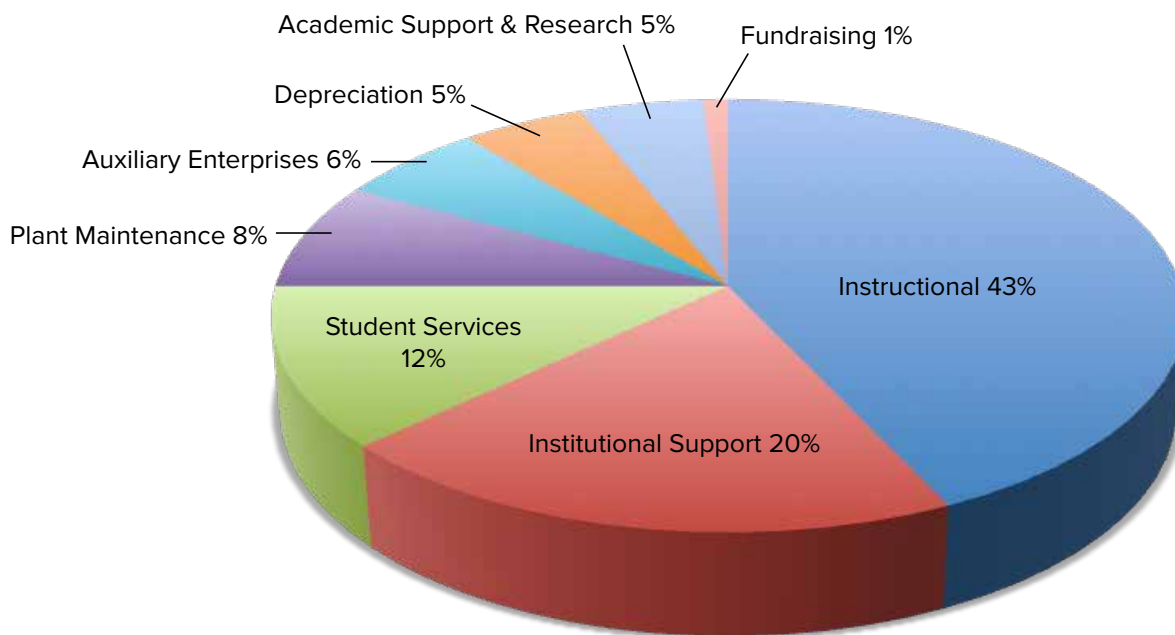
#### Total of all players by Sport (Sport 1 & 2 Combined)

Men's Basketball	33	Women's Basketball	12
Men's Baseball	19	Women's Bowling	8
Men's Golf	9	Women's Golf	6
Men's Soccer	28	Women's Softball	14
Men's Track	36	Women's Soccer	23
		Women's Track	33
		Women's Volleyball	14

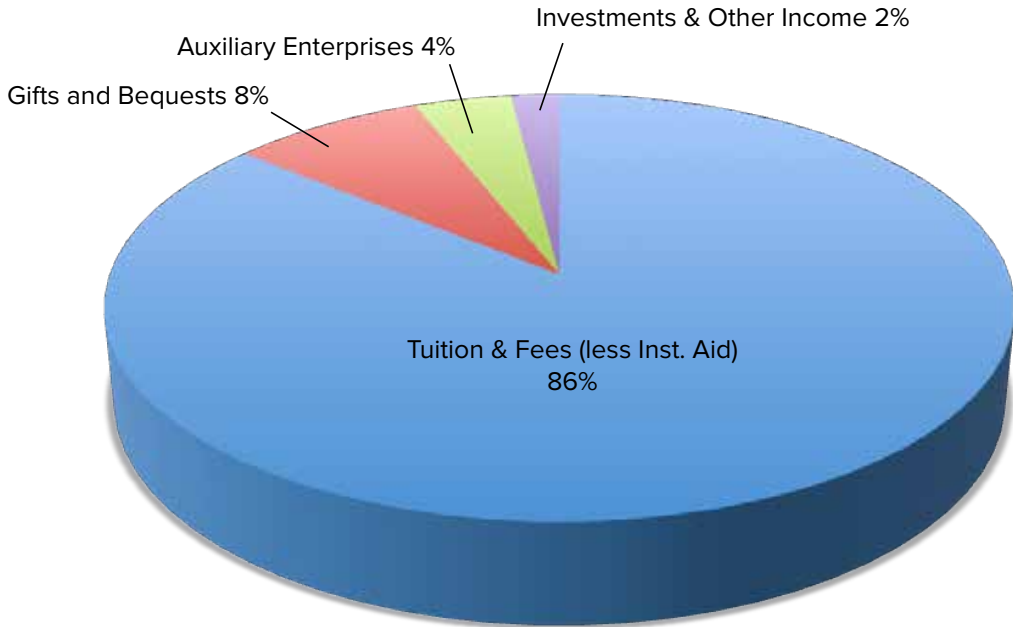
## Finances

Financial health of the university is a strategic priority. Many new initiatives have been implemented to bring spending and budgets into balance over the last few years. A university-wide review of budgets and spending occurred to better manage operational costs. Additionally, the last couple of years have seen considerable growth in endowment dollars through prudent investment and reduction in investment management fees. Finally, in response to student need and a national emphasis on college affordability, Spalding has increased institutional student aid to address the current economic situation.

### 2014-15 Expenses

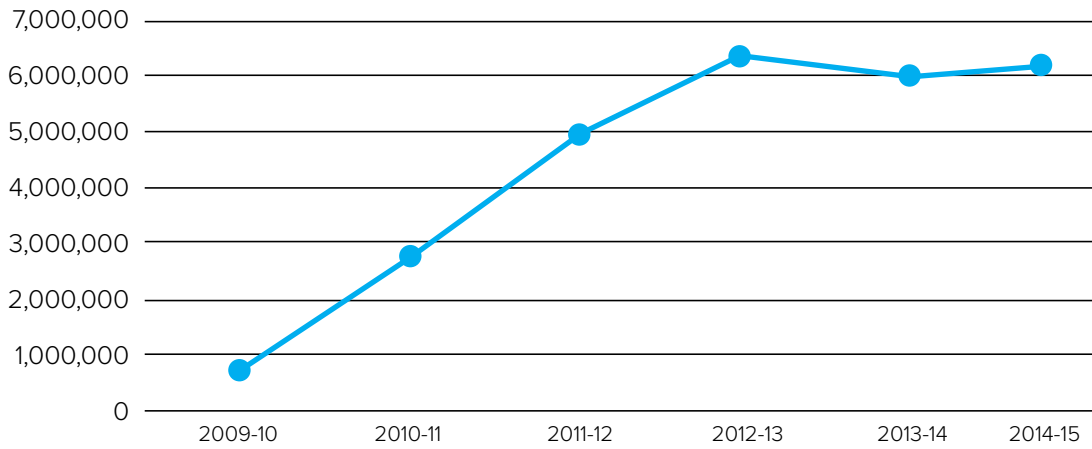


## 2014-15 Revenues



## Institutional Aid Trend Data

### 5-Year Institutional Aid







[www.spalding.edu](http://www.spalding.edu)